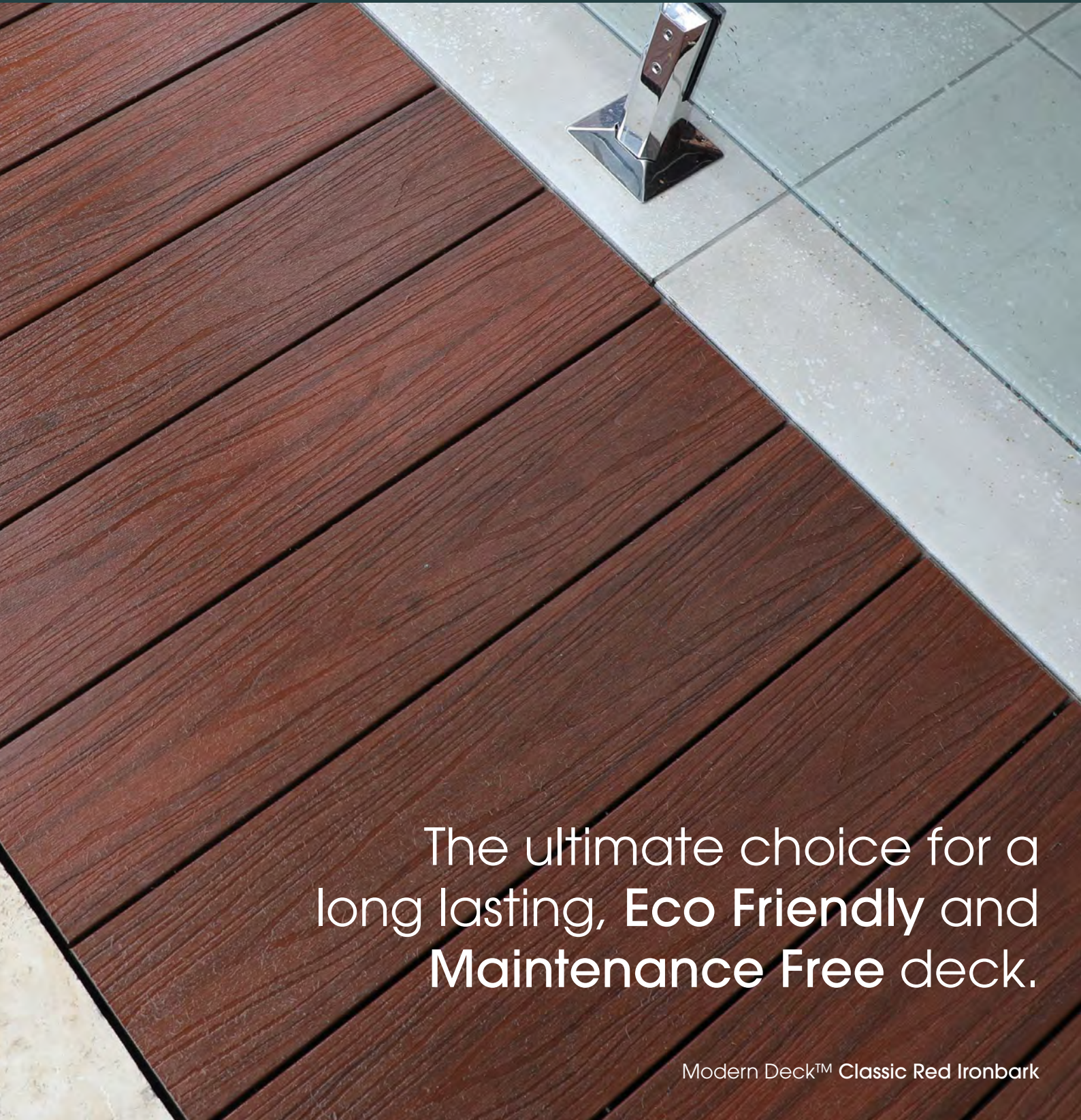


ECO FRIENDLY MAINTENANCE FREE

ALLWOOD  
WHOLESALE



M O D E R N  
DECK™



The ultimate choice for a long lasting, Eco Friendly and Maintenance Free deck.

Modern Deck™ Classic Red Ironbark



# A new generation of composite decking is here.

Modern Deck fully capped Co-Extrusion superior hard shell.


Modern Deck™ uses the latest technology in machinery and materials with its fully capped Co-Extrusion outer shell that has a unique lightly embossed realistic 3D anti-slip wood grain pattern which also provides the ultimate protection for the composite core.

## The latest technology in composite decking. Modern Deck™ superior hard shell solid decking!

Modern Deck™ is made from a new type of material made by mixing wood powder with HDPE (high density polyethylene) and other chemical additives. Modern Deck™ is safe, environmentally responsible alternative new material that is **Eco Friendly and Maintenance Free**. Modern Deck™ is made from 90% recycled materials with the main material wood powder being sourced from wood offcuts and waste from manufacturing factories and recycled plastic also sourced from factory and household waste.

- No Maintenance costs of any kind
- 25 Year limited warranty
- Solid boards (not hollow)
- Full 360° capping for superior protection
- 3D Anti slip wood grain
- Realistic colours and grain
- Will not crack, warp, rot or twist
- **Free** stainless steel clips and screws
- Superior scratch resistance
- Superior stain resistance
- Superior fade resistance
- Superior mould resistance
- Termite resistant
- Weather resistant

## Modern Deck™ and accessories



Brushed Surface for  
More Natural Look

3D Wood Grain with  
Superior Stain Resistance

P4 and R11  
Anti-Slip Rated

Solid Core -  
Not hollow

Modern Deck™ Co-Extrusion  
superior hard shell.

Fully Wrapped 100%  
Polymer Capping

Made from Over 90%  
Recycled Materials

# Modern Deck™ Classic Board



Modern Deck™ Classic Board is available in 9 popular colours

Modern Deck™ “Classic Board” is our original board design with a simple and classic looking wood grain texture for a contemporary appearance. The lightly embossed 3D wood grain is designed around the look of a modern real timber finish.

Available in 9 popular colours with 2 colours on each board (one on either side) that complement each other. This gives you a final choice of colour prior to installation and an opportunity to add a darker or lighter contrast border around your deck.

Board size is 140x22x5400. Also available in 140x22x3600.

Blackbutt & Antique Grey



Antique Grey & Shark Grey



Charcoal & Storm Grey



Spotted Gum & Walnut



Blue Gum & Red Ironbark






# Modern Deck™ Wharf Board



Modern Deck™ Wharf Board is available in 4 popular colours

Modern Deck™ “Wharf Board™” is our latest design with all the features that our “Classic Board” has but with a new pattern on the surface. The Wharf Board pattern was designed around the look of an old wharf board with the sawn timber grain showing the knots and a wavy grain for a natural timber look and with a slight bandsaw face. If you’re looking for a more rustic timber finish look then Wharf Board™ is for you. Available in 4 popular colours with 2 colours on each board (one on either side) that complement each other. This gives you a final choice of colour prior to installation and an opportunity to add a darker or lighter contrast border around your deck. Board sizes are 140x22x5400. Also available in 140x22x3600.


Charcoal & Antique Grey



Front

Back

Walnut & Red Ironbark



Front

Back




Modern Deck™ Wharf Board™ Antique Grey





Modern Deck™ Classic Walnut



Modern Deck™ Classic Spotted Gum



## Important points prior to installation

1. Slight colour and surface differences may occur due to difference in raw materials used in manufacturing; this ensures your deck has a natural appearance. 2. Please take care when handling, installing and storing your Modern Deck™ boards like all WPC products it will scratch if sharp or heavy objects are dragged across the surface. The Co-extrusion super hard shell that surrounds the core is susceptible to scratching and chipping if care is not taken like all WPC products. One way to remove scratches is with a wire brush or scouring pad, rubbing in the same direction as the grain. 3. It is necessary to acclimatise the decking boards on site for 48 hours before installation. Lay the boards out on the deck frame to allow the temperature to adjust to each individual board so at the time of fixing in place the correct board length is achieved. This is necessary as WPC decking expands and contracts length ways up to 1-1.5% of the length of the board depending on the different weather conditions. Lengths over 5.4m in extreme conditions can expand as much as 8mm as the board heats up and cools down. We recommend that on hot days you fix the boards down early in the morning, installing boards in direct sunlight on hot days may result in excess gapping when the boards cool down. Please refer to the spacing specifications at end of this document. 4. Due to the expansion and contraction (length ways) of WPC decking with changes in temperature throughout the day we recommend using a breaker board for decks longer than 5.4m that require butt joints. This will avoid having uneven butt joints randomly spread across your deck. For example if your deck was 7.5m long divide the deck into 3 equally spaced areas of 2.5m each with a breaker board between each area. Running a board 5.4m with a butt joint at the end will require a 7mm space between any butt joints at 20°C.

## Correct gap to leave for butt joints per mm between boards

Temperature °C	2.7m	3.6m	4.2m	4.8m	5.4m
10°C	4.2mm	5.7mm	6.5mm	7.7mm	8.5mm
15°C	3.6mm	5.0mm	5.8mm	6.6mm	7.5mm
20°C	3.1mm	4.3mm	5.0mm	5.7mm	6.5mm
25°C	2.5mm	3.5mm	4.2mm	4.6mm	5.4mm
30°C	2.0mm	2.8mm	3.4mm	3.6mm	4.2mm
35°C	1.5mm	2.1mm	2.5mm	2.6mm	3.0mm
40°C	1.0mm	1.5mm	1.8mm	1.7mm	2.0mm

If your deck has both ends open with no obstructions you can half the above amount.

## Modern Deck Fixing Specifications

Maximum joist spacing centre to centre for boards laid at 90° (For other angles take 100mm off these distances)	Residential	= 400mm - 450mm
	Commercial	= 300mm - 350mm
Minimum spacing between boards (side to side) also if there's a wall parallel to boards		= 5mm
Minimum spacing at end of boards where there's a wall		= 10mm
<b>Minimum spaces for butt joints refer to table above.</b>		
Minimum spacing around posts and other objects		= 5mm
Maximum overhang for board past a joist (length only widths must be fully supported)		= 40mm
Minimum ground clearance over concrete with good fall for water run off		= 50mm
Minimum ground clearance over soil		= 300mm
Minimum spacing for face fixing boards from edge of board		= 25mm
Maximum space between joist centre to centre for stair stringers		= 300mm

Please use the above tables as a guide only and consider the environment that the deck is being installed in to better adjust these measurements. For example, a deck that is facing a north west direction that receives a large amount of sun would be better constructed with joists installed slightly closer. A deck that is facing south east or has a roof covering it will not expand and contract as much and the maximum and minimum spaces and clearances will be suitable.

Please contact your supplier for the Full Installation guidelines document or visit:  
[www.allwoodwholesale.com.au](http://www.allwoodwholesale.com.au) to download a copy.

For full Modern Deck™ Flooring Warranty, Installation or Maintenance and Cleaning guidelines please contact your supplier or installer or visit: [www.allwoodwholesale.com.au](http://www.allwoodwholesale.com.au)

**Allwood Wholesale brief warranty details:** 1. We offer a 25 year residential and 15 year commercial warranty on Modern Deck™ solid Co-extrusion composite decking against - Breakage - Fungal decay - Insect damage - Rotting or Splintering. 2. This warranty only applies if the composite decking boards have been used in normal domestic service conditions and properly fitted in accordance with our recommendations. 3. Before installation the purchaser must inspect the boards for faults, if found to be faulty in any way stop immediately and inform your supplier. 4. The warranty does not extend to parts, materials or equipment not manufactured by us. 5. We shall be under no liability under the full conditions of warranty for the installation, repair, re-installation, removal or labour costs arising from a fault with the product. Please refer to our full Modern Deck™ Warranty document for more details. All pictures in this brochure are a guide only and colour may vary a little from print limitations to lighting during photo shoots.